



EAPSP n×4×0.9/1.3/1.4

Applications

The cables are used as railway cables and can be installed directly into the ground or in ducts.

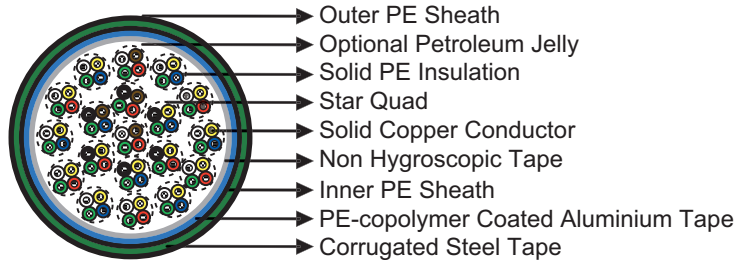


Standards

- RENFE E.T. 03.365.051.6

Construction

- Conductors: Soft annealed solid copper, 0.9/1.3/1.4 mm nominal diameter.
- Insulation: PE insulation.
- Cabling Element: Four insulated conductors are twisted together to form a quad.



- Stranding: Star quads are helically stranded in concentric layers.
- Core Wrapping: Plastic tape(s) with overlapping.
- Moisture Barrier: One laminated sheath made of aluminium tape (0.2mm thick) coated with copolymer on at least one side is applied with longitudinally overlap.
- Inner Sheath: PE sheath.
- Armour: One corrugated steel tape is longitudinally applied with overlap.
- Outer Sheath: PE sheath.

Optional

Jelly Filled Cables: The cable core interstices are filled with petroleum jelly to avoid longitudinal water penetration within the cable. The water resistant filling compound is applied to the air space between non-hygroscopic tape and shield, shield and sheath within the cable core.

Electrical Characteristics at 20°C

Nominal Conductor Diameter	mm	0.9	1.3	1.4
Maximum Conductor Resistance	Ω/km	28.5	13.7	11.7
Minimum Insulation Resistance @500 V DC	MΩ.km	25000	25000	25000
Resistance Unbalance	%	1	1	1
Mutual Capacitance @800Hz	nF/km	41	45	45
Capacitance Unbalance @800Hz				
K ₁ mean value/individual value	pF/460m	35/250	35/250	35/250
K ₉₋₁₂ mean value/individual value	pF/460m	35/250	35/250	35/250
ea _{1/2} mean value/individual value	pF/460m	320/1200	320/1200	320/1200

Attenuation @1KHz	dB/km	0.7	0.5	0.46
Test Voltage @50Hz 1min				
Core to Core	V _{eff}	2100	2100	2100
Core to Screen	V _{eff}	2500	2500	2500
Core to Armouring	V _{eff}	2000	2000	2000

➤ Mechanical and Thermal Properties

- Minimum Bending Radius: 10×OD
- Temperature Range: -30°C to +70°C (during operation); -10°C to +50°C (during installation)

➤ Dimensions and Weight

EAPSP n × 4 × 0.9/1.3/1.4 Cables

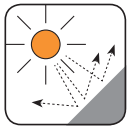
Cable Code	Number of Quads (n)	Nominal Sheath Thickness mm		Maximum Overall Diameter mm	Nominal Weight kg/km
		Inner	Outer		
0.9mm Conductor, 1.8mm Insulated Wire					
RS/EAPSP-2Y(L)2YB2Y-1Q0.9	1	1.3	1.4	15.5	240
RS/EAPSP-2Y(L)2YB2Y-3Q0.9	3	1.3	1.4	19.5	380
RS/EAPSP-2Y(L)2YB2Y-5Q0.9	5	1.3	1.4	22.0	490
RS/EAPSP-2Y(L)2YB2Y-7Q0.9	7	1.3	1.4	24.0	580
RS/EAPSP-2Y(L)2YB2Y-10Q0.9	10	1.3	1.4	27.5	750
RS/EAPSP-2Y(L)2YB2Y-14Q0.9	14	1.4	1.6	30.0	920
1.3mm Conductor, 2.5mm Insulated Wire					
RS/EAPSP-2Y(L)2YB2Y-1Q1.3	1	1.3	1.4	16.0	270
RS/EAPSP-2Y(L)2YB2Y-3Q1.3	3	1.3	1.4	20.5	470
RS/EAPSP-2Y(L)2YB2Y-5Q1.3	5	1.4	1.6	26.5	680
RS/EAPSP-2Y(L)2YB2Y-7Q1.3	7	1.4	1.6	27.0	840
RS/EAPSP-2Y(L)2YB2Y-10Q1.3	10	1.4	1.6	30.5	1100
RS/EAPSP-2Y(L)2YB2Y-14Q1.3	14	1.5	1.6	34.0	1400
1.4mm Conductor, 2.6mm Insulated Wire					
RS/EAPSP-2Y(L)2YB2Y-1Q1.4	1	1.3	1.4	18.0	330
RS/EAPSP-2Y(L)2YB2Y-3Q1.4	3	1.3	1.4	23.0	560
RS/EAPSP-2Y(L)2YB2Y-5Q1.4	5	1.4	1.6	26.5	770
RS/EAPSP-2Y(L)2YB2Y-7Q1.4	7	1.4	1.6	29.0	950
RS/EAPSP-2Y(L)2YB2Y-10Q1.4	10	1.4	1.6	34.0	1280
RS/EAPSP-2Y(L)2YB2Y-14Q1.4	14	1.5	1.6	38.0	1650
RS/EAPSP-2Y(L)2YB2Y-19Q1.4	19	1.6	1.8	43.0	2120

EAPSP-R n × 4 × 0.9/1.3 Jelly Filled Cables

Cable Code	Number of Quads (n)	Nominal Sheath Thickness mm		Maximum Overall Diameter mm	Nominal Weight kg/km
		Inner	Outer		
0.9mm Conductor, 1.8mm Insulated Wire					
RS/EAPSP-R-2Y(F)(L)2YB2Y-1Q0.9	1	1.3	1.4	16.5	270
RS/EAPSP-R-2Y(F)(L)2YB2Y-3Q0.9	3	1.3	1.4	22.0	470
RS/EAPSP-R-2Y(F)(L)2YB2Y-5Q0.9	5	1.3	1.4	25.0	630
RS/EAPSP-R-2Y(F)(L)2YB2Y-7Q0.9	7	1.3	1.4	26.7	730
RS/EAPSP-R-2Y(F)(L)2YB2Y-10Q0.9	10	1.3	1.4	31.5	980
RS/EAPSP-R-2Y(F)(L)2YB2Y-12Q0.9	12	1.4	1.6	32.8	1090
RS/EAPSP-R-2Y(F)(L)2YB2Y-14Q0.9	14	1.4	1.6	34.6	1230
RS/EAPSP-R-2Y(F)(L)2YB2Y-19Q0.9	19	1.5	1.6	39.0	1560
RS/EAPSP-R-2Y(F)(L)2YB2Y-25Q0.9	25	1.5	1.6	43.2	1940



Cable Code	Number of Quads (n)	Nominal Sheath Thickness mm		Maximum Overall Diameter mm	Nominal Weight kg/km
		Inner	Outer		
1.3mm Conductor, 2.5mm Insulated Wire					
RS/EAPSP-R-2Y(F)(L)2YB2Y-1Q1.3	1	1.3	1.4	18.0	360
RS/EAPSP-R-2Y(F)(L)2YB2Y-3Q1.3	3	1.3	1.4	23.0	570
RS/EAPSP-R-2Y(F)(L)2YB2Y-5Q1.3	5	1.4	1.6	29.5	830
RS/EAPSP-R-2Y(F)(L)2YB2Y-7Q1.3	7	1.4	1.6	29.7	980
RS/EAPSP-R-2Y(F)(L)2YB2Y-10Q1.3	10	1.4	1.6	34.5	1330
RS/EAPSP-R-2Y(F)(L)2YB2Y-12Q1.3	12	1.5	1.8	38.0	1580
RS/EAPSP-R-2Y(F)(L)2YB2Y-14Q1.3	14	1.5	1.8	38.6	1710
RS/EAPSP-R-2Y(F)(L)2YB2Y-19Q1.3	19	1.6	2.0	45.5	2260
RS/EAPSP-R-2Y(F)(L)2YB2Y-25Q1.3	25	1.6	2.0	50.5	2840



UV Resistant



Water Resistant




Rated Voltage



Buried in Ciround



Laid In Ducts



Zero Halogen
IEC 60754-1/NF C20-454
EN 50267-2-1

